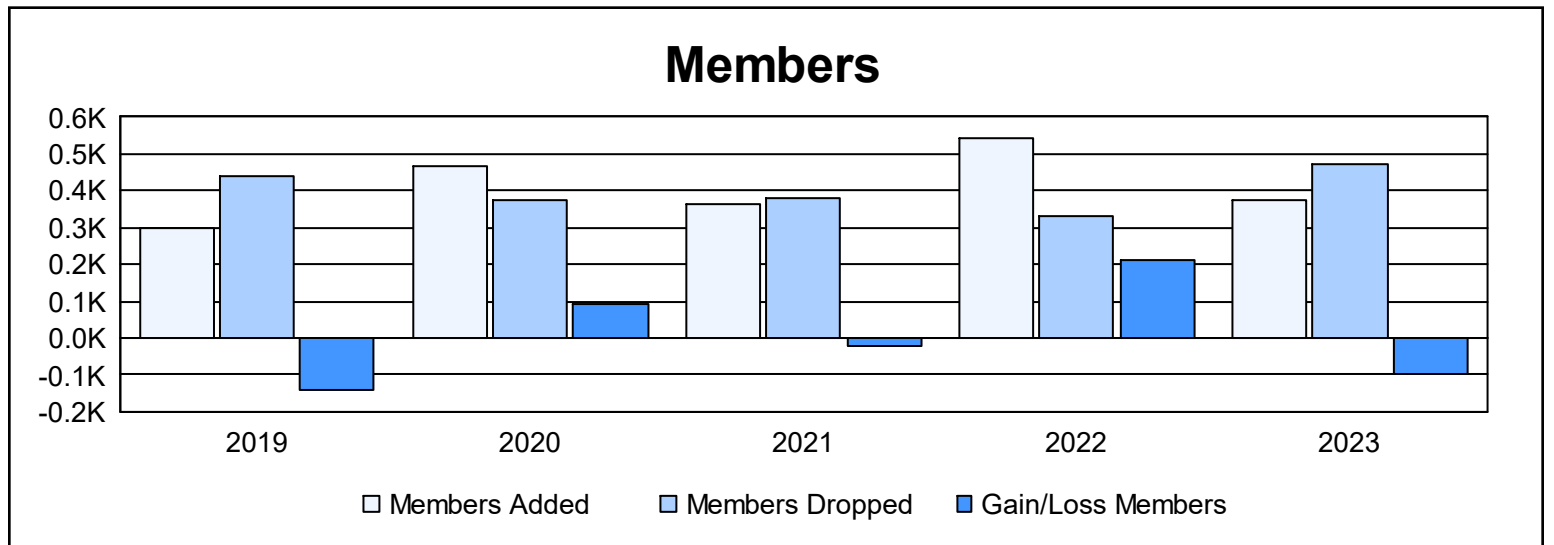
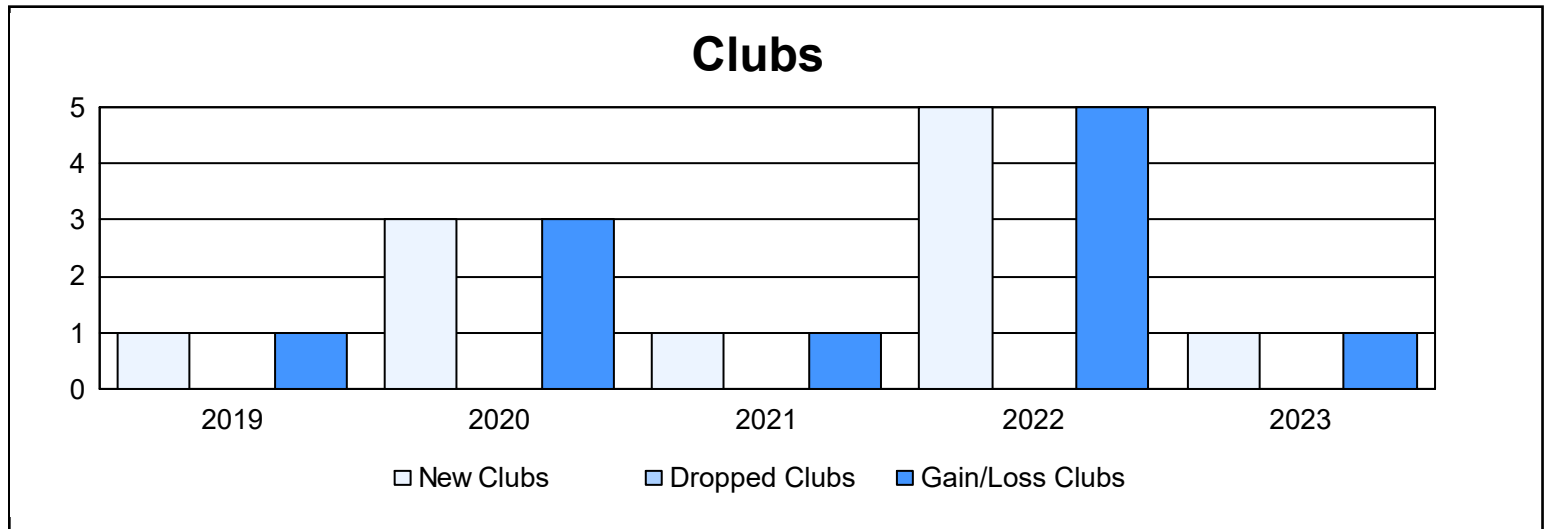
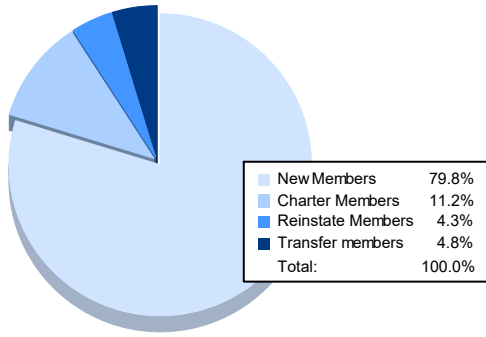


| Year | New Clubs | Dropped Clubs | Gain/ Loss Clubs | New Members | Charter Members | Reinstate Members | Transfer Members | Total Member Added | Total Members Dropped | Gain/ Loss Members |
|----------------|-----------|---------------|------------------|-------------|-----------------|-------------------|------------------|--------------------|-----------------------|--------------------|
| 2018-2019 | 1 | 0 | 1 | 227 | 37 | 18 | 17 | 299 | 441 | -142 |
| 2019-2020 | 3 | 0 | 3 | 323 | 102 | 31 | 13 | 469 | 376 | 93 |
| 2020-2021 | 1 | 0 | 1 | 290 | 41 | 19 | 11 | 361 | 382 | -21 |
| 2021-2022 | 5 | 0 | 5 | 307 | 186 | 28 | 21 | 542 | 329 | 213 |
| 2022-2023 | 1 | 0 | 1 | 300 | 42 | 16 | 18 | 376 | 473 | -97 |
| Average | 2 | 0 | 2 | 289 | 82 | 22 | 16 | 409 | 400 | 9 |



Membership Composition June 2023 Cumulative



Gender Composition June 2023 Cumulative

